

# TH #5 13G field Set Up



*Thankyou for volunteering to set up the modified field:  
TH #5 for 'box to box' 13G matches.*

*U12 games are generally scheduled prior to 13G games, so most of the equipment you will need is already at the field. It's just a matter of moving it into position.*



**CARPARK END**

# What you need:

*This equipment will be set up for two U12 games and will already be on field 5.*

*The flat markers are the only item not used in U12 games.*



## Equipment for 13G match:

- \* 2 x goals (assembled)
- \* Rubbish bin
- \* 6 x Corner flags
- \* Flat Markers
- \* 2 x bench seats
- \* 4 x  $\frac{1}{4}$  line markers
- \* Signs

# Goals & Goal boxes

*The goals are positioned on the outer edge of the 18 yard box.*

*The 13G field is the same width as the full sized field. Ie sidelines are the same.*

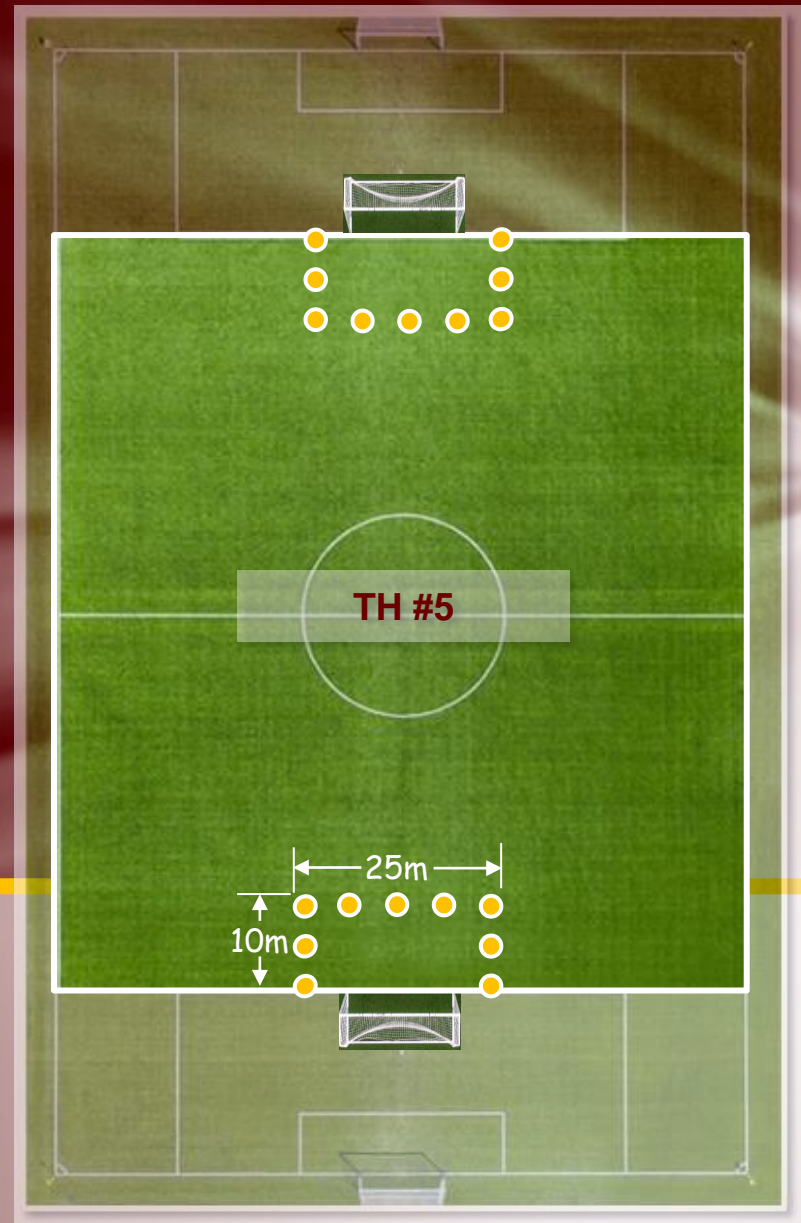
*The length of the 13G field is bounded by the front line of the 18 yard boxes.*

*13G Goal boxes are 25m wide and 10 metres deep*

*The goal boxes are marked out with flat markers.*

*Flat markers may also be needed to mark the baseline if it is not marked.*

BIDJIGAL RESERVE END



CARPARK END



# Corner flags

*6 x corner flags are required for the field.*

*1 corner flag is placed at each corner of the field.*

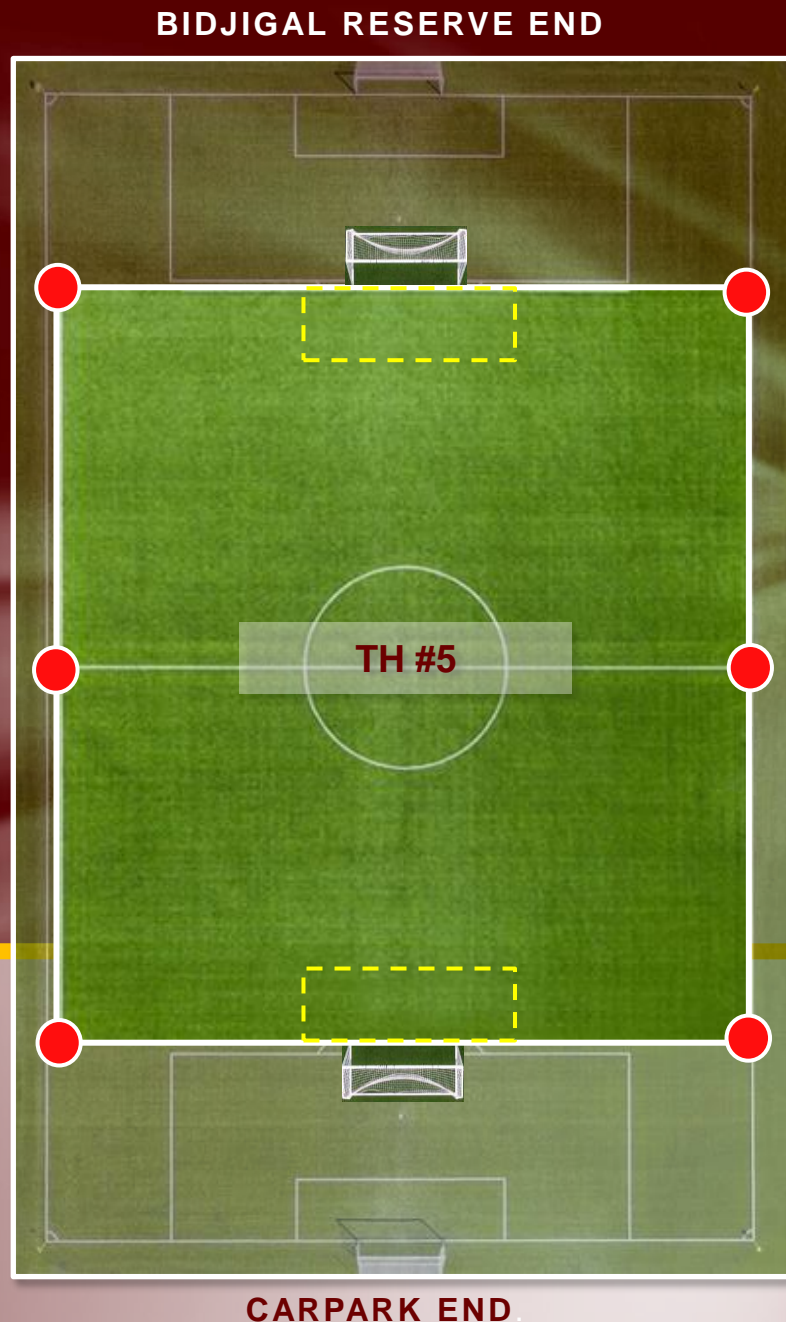
*1 corner flag is placed on either side of the field at the half way line.*

*(Red dots right hand image)*



*Please be careful when putting the corner flags in the ground. If the ground is hard they will snap.*

*If any break please let us know asap.*



**CARPARK END.**

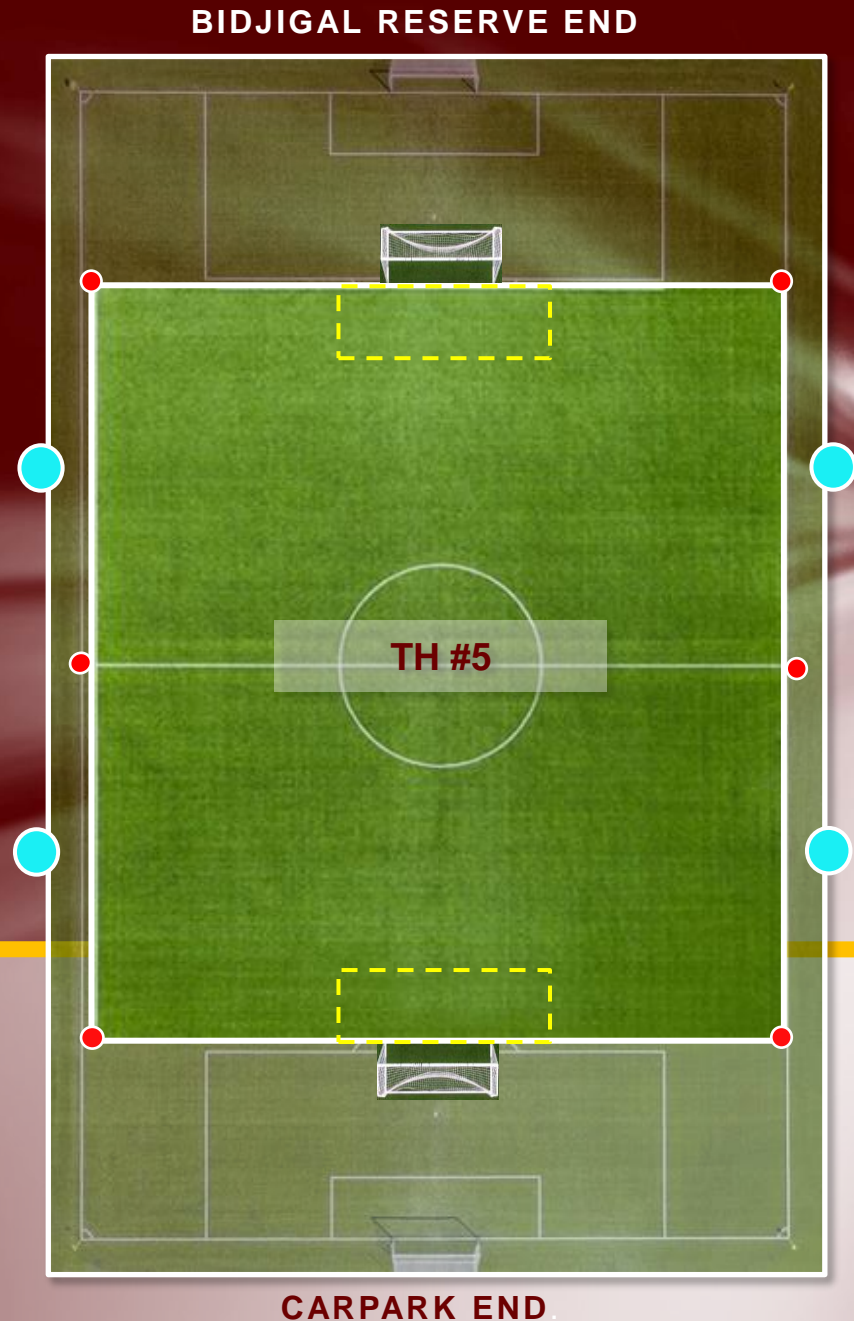
# $\frac{1}{4}$ line markers

*Agility poles are used as  $\frac{1}{4}$  line markers. As the name suggests they divide the field into quarters.*

*(Blue dots right hand image)*

*$\frac{1}{4}$  line markers are placed half way between the goals and the half way line.*

*They are positioned about 1 metre out from the sideline.*



**CARPARK END.**

# Benches & Bin



*Benches are provided for teams to sit in the Technical Area.*

*No spectators or parents are permitted on these benches in the Technical Area.*

*Each field has 1 bench for the home team, and one bench for the opposition team.*

*Place the rubbish bin between each field's benches.*



**CARPARK END**



# Signs

*Signs are used for identification and safety, as well as to advise all of football and ground regulations.*

*Each sign has a specific position. The text on the sign is the best indicator of where it is placed.*



# Thankyou for your help



*Good Luck  
for your game!*

