

TH #1 Field Pack Up



Thankyou for packing up the full sized field: TH #1

Pack up duty is the responsibility of the team playing last on any field. (Unless otherwise advised)

Encourage the whole team to help with pack up. It shouldn't take more than 10 minutes, you can then celebrate or commiserate your game.




CHANGE ROOM END TH #1.

Equipment shed/ Storeroom.

TH1 field equipment should be returned to the storeroom in the amenities block.



The storeroom is between the change rooms facing field 2



There are signs on the walls in the storeroom to help you pack away equipment safely.

What you need to pack away:

Each field has equipment and signage that is specific to that field. It is labelled as such.

Please pack away all field equipment.

This includes:

- * 2 x goal nets
- * 2 x bench seats
- * 1 x tub (pegs/mallet)
- * ¼ line markers
- * Rubbish bin
- * Signs
- * Corner flags
- * Step ladder



Orange bin

When taking the goal nets down please don't just rip them off and flick goal net clips off into the darkness...

If the goal net clips pop off please put them back on the goal posts- don't just leave them on the ground to get lost. They are ridiculously expensive for a tiny piece of plastic.

Nets go in the bins first, everything else goes on top or the nets will tangle.





Fold the ladder before packing in the bin

Benches, Bin, Chairs & Signs

The rest of the field equipment is returned to the equipment shed.

Use signs and pictures on the wall as a guide.



Lock up

IMPORTANT:

If you notice equipment is broken or missing please let us know. It needs to be replaced ready for the next games.

Check that someone is coming to lock the shed, or lock it yourself.

The centre of the shed should be clear at all times for easy access to the defib



Orange bins go on the right hand wall at the front of the equipment shed. Leave the handle of the bin facing out so it is easy to move the bins.

Make sure corner flags are at the back of the bin closest to the wall, so they don't present a safety risk to people entering the shed.

Thankyou for your help

*All our members
appreciate your
assistance*

