

# TH #5 Field Pack Up



*Thankyou for packing up the full sized field: TH #5*

*Pack up duty is the responsibility of the team playing last on any field. (Unless otherwise advised)*

Encourage the whole team to help with pack up. It shouldn't take more than 10 minutes, you can then celebrate or commiserate your game.




**CARPARK END**

# Equipment shed/ Storeroom.

*TH5 field equipment should be returned to the storeroom in the amenities block at the end of TH4.*

*The storeroom is at the tennis court end of the amenities block*

There are signs on the walls in the storeroom to help you pack away equipment safely.



# What you need to pack away:

*Each field has equipment and signage that is specific to that field. It is labelled as such.*

*Please pack away all field equipment.*




**SPECTATORS  
PLEASE  
STAY  
BEHIND THE  
SAFETY LINE**

Thankyou for your cooperation

This includes:

- \* 2 x goal nets
- \* 2 x bench seats
- \* 1 x tub (pegs/mallet)
- \* ¼ line markers
- \* Rubbish bin
- \* Signs
- \* Corner flags
- \* Step ladder



# Orange bin

*When taking the goal nets down please don't just rip them off and flick goal net clips off into the darkness...*

*If the goal net clips pop off please put them back on the goal posts- don't just leave them on the ground to get lost. They are ridiculously expensive for a tiny piece of plastic.*

**Nets go in the bins first,** everything else goes on top or the nets will tangle.



Fold the ladder before packing in the bin


# Benches, Bin, Chairs & Signs

*The rest of the field equipment is returned to the equipment shed.*

Use signs and pictures on the wall as a guide.



N.B. Plastic chairs are stacked beside the table and whiteboard, along the wall



# Lock up

## **IMPORTANT:**

*If you notice equipment is broken or missing please let us know. It needs to be replaced ready for the next games.*

*Check that someone is coming to lock the shed, or lock it yourself.*

Remember: This room is a change room so it should be clear and tidy at all times.



Orange bins go in the back right hand corner of the equipment shed. Leave the handle of the bin facing out so it is easy to move the bins.

Make sure corner flags are at the back of the bin closest to the wall, so they don't present a safety risk to people entering the shed.

# Thankyou for your help

*All our members  
appreciate your  
assistance*

