


U10 – U12 small sided field Pack Up



Thankyou for volunteering to pack up the mini fields for U10, U11 & U12: TH#5A and TH#5B

U10 – U12 equipment needs to be packed up and returned to the field 4 home change room. The change room is located on the tennis court end of the amenities block



TED HORWOOD RESERVE
**MINROOS
FIELD**

5A



Pack Up

When U10 - 12 games are finished for the morning TH #5 returns to use as a full sized field for the remainder of the day.

Most of the equipment you use needs to be packed away in the equipment storeroom/shed.

However, some of the equipment remains on the field for use by the older teams.

The following items stay on field 5: see right



X 4



BIDJIGAL RESERVE.

CAR PARK END OF TH #5.



Goals

The TH #5A & 5B goals are stored on brackets behind the field 4 change rooms.




Remove the hold down 'U' bars
4 people are needed to carry the assembled goals to field 4 verandah.

Dis- assemble goals in front of field 4 change room. **DO NOT FOLD ON THE FIELD**



- Remove the lower back cross member by pushing down the small pin and removing the pvc bar
- Fold in the side panels. Bring the cross member with them.
- DO NOT REMOVE NETS
- Fix the cross member to the side panel with the elastic band



Storing the goals

Carry the goal to the rear of the building and place on brackets.

3 PEOPLE ARE REQUIRED TO CARRY EACH CLOSED GOAL .

Ensure the net is not caught on the bracket.



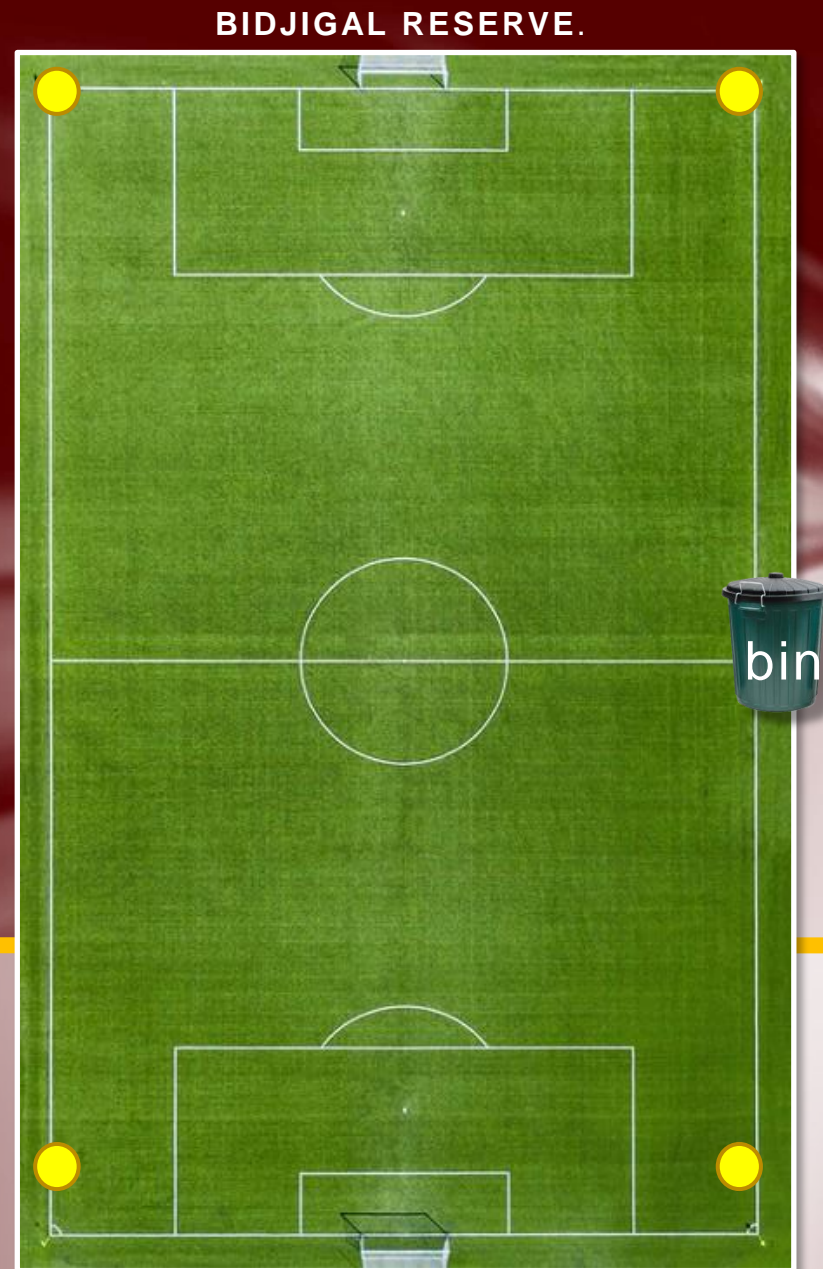
- i) All 4 goals are all stored on this bracket
- ii) Attach security locks

Corner flags & bin

4 corner flags remain on field 5. Place them in each corner of the full sized field.

4 corner flags are returned to the green wheelie bin

The rubbish bin should be moved to the sideline of the full size field.



CAR PARK END OF TH #5.

¼ line markers



Put all field gear in the green wheelie bin to return to the field 4 home change room.

Please leave the room tidy so teams can use the dressing room throughout the day.

Put the wheelie bin along the back wall.

In the wheelie bin should be:

- * 4 x corner flags
- * 8 x ¼ line markers ie agility poles
- * "U" bars, mallet & bucket



Signs

Hang the signs (on metal steaks), on the hooks outside the storeroom.

No more than a couple on each hook.

DO NOT TAKE DOWN ANY SIGNS CABLE TIED TO THE RAILING.

Put the fair play and respect signs behind the benches along the back wall.



Thankyou for your help

*Our
miniroos/minitildas
players appreciate
your assistance*

