




U8 & U9 small sided field Pack Up

*Thankyou for volunteering to
pack up the small sided fields for
U8 and U9: TH#2A and TH#2B*



U8 & U9 equipment needs to be packed up and returned to the storeroom at the end of field 2. The storeroom is located between the two change rooms.




Pack Up

When U8/U9 games are finished for the morning TH #2 returns to use as a full sized field for the remainder of the day.

Most of the equipment you use needs to be packed away in the equipment storeroom/shed.

However, some of the equipment remains on the field for use by the older teams.

The following items stay on field 2: see diagram right



X 2



X 4

CRICKET NETS END TH #2.



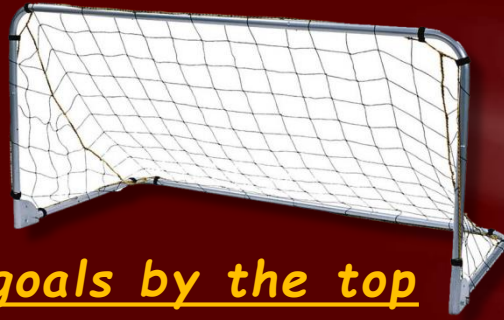
bench



bench

CHANGE ROOM END TH #2.

Goals



DO NOT carry the goals by the top crossbar on your own.

2 people should carry a pair of goals to and from the fields. (See pic)

Ensure the locking pins are chained to the frame when the goals are collapsed. If any are missing tell Cath.


Goal pegs go back in the black tub with the mallet



Carry the goals by the sides, **NOT THE TOP CROSS BAR** or they will break

The goals should be packed upright (not upside down).

Stack the goals as close together as possible so they don't slip down and block access to the defibrillator at any time.



Benches




*IMPORTANT:
2 bench seats remain on field 2.*

*U8/U9 use 4 bench seats.
2 of these bench seats need to be
returned to the equipment shed.*

Bench seats should be packed against the wall opposite the goals.

Stack the benches neatly on top of one another so there is clear access to the defibrillator at any time.



Pegs, tub & $\frac{1}{4}$ line markers



Put the mallet and tent pegs back in the black tubs.

The black tubs and $\frac{1}{4}$ line markers are stored under the U8/U9 nets.

Ensure the field equipment is tucked under the goals so that access to the back of the shed is clear at all times.



Signs

Signs cable tied to the fence stay on the fence. Do not remove.

Some of the signs stay on the field or the full sized field games. Only pack away miniroo specific signage.

Collect signs on spikes and return to the equipment shed.

Hang the signs & spikes on the hooks above the bench seats.
2 or 3 signs per hook maximum.

Leave the HFI Respect sign on the fence.



Miniroo specific signs get packed away

Field 2 signs stay at the field-
DO NOT PACK UP



Thankyou for your help

*Our miniroos and
minitildas players
appreciate your
assistance*

